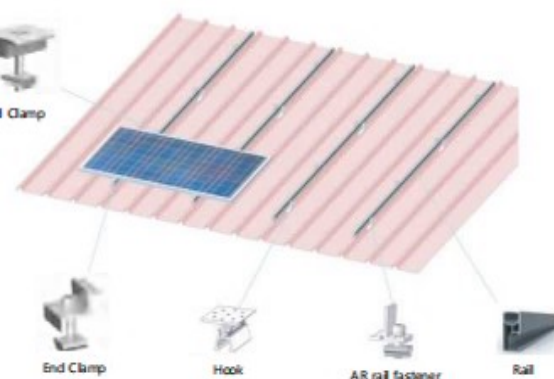


## > Metal Roof (Tin Roof) Mounting System

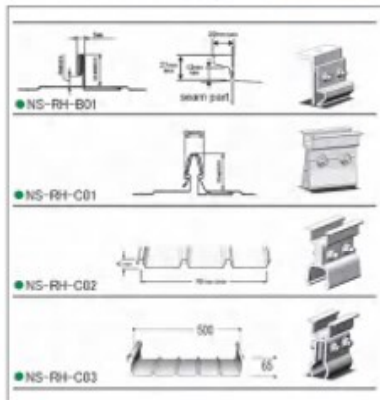
### ■ Clamp+Rail



### ■ Feature:

- Panels are fixed with clamps that match with the condition of the roof, working dimensions, and cleats. The panels are light-weight and can be installed simply by covering the roof, making installation simple, cost-effective.

### ■ Is



## Roof Clamps



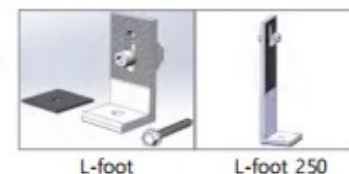
- The photo includes only a partial excerpt, we will suggest the most suitable one for your roof shape.

## >> Metal Roof (Tin Roof) Mounting System- L-foot+Rail



### ■ Feature:

- The L- foot can be adjusted vertically in the long hole, so panels can be fine-tuned to keep them on the same level surface on non-flat roofs. It can be widely adapted to roofs of various shapes. Easy and simple installation and good adaptability are advantages.



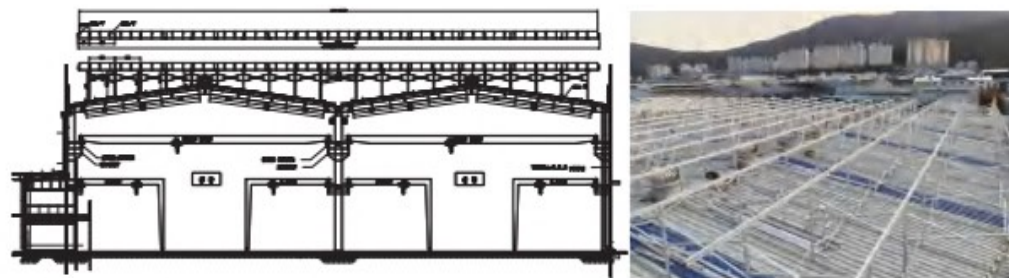
## Mini Rail



### ■ Feature:

- It is cost-effective because modules can be fixed without using long rails.

## Korean Solar Height Mounting System



### ■ Feature:

- The height of mounting system can efficiently increase power generation on roofs with low power generation efficiency. Customization is possible according to the slope angle of the building (roof).